

DECEMBER 2022

iowa

ELECTRIC COOPERATIVE LIVING

**Uncky Daylo Kids Campus
receives co-op donation**

**Energy efficiency tips
for a festive holiday season**

**Christmas cookie
and candy recipes**

SmartHub implementation information ▶ See Page 4


CONTENTS



6



8



10

VOLUME 75 • ISSUE 12

3

STATEWIDE PERSPECTIVE

Keys to co-op success:
People. Power. Purpose.

3

EDITOR'S CHOICE CONTEST

Win a Tovola Smart Oven

10

FEATURE ARTICLE

Businesses honored with Iowa Venture Awards

14

TECHNOLOGY MATTERS

Smart appliances for the smart chef

EDITOR
Ann Foster Thelen

ART DIRECTOR
Joel Clifton

IAEC EXECUTIVE VICE PRESIDENT
Chuck Soderberg

IAEC DIRECTOR OF COMMUNICATIONS
Erin Campbell

IAEC BOARD OF DIRECTORS
Roger Solomonson, District 3 – President
Gordon Greimann, District 6 – Vice President
Kenny VandenBerg, District 1 – Secretary/Treasurer
Neal Heldt, District 7 – Asst. Secretary/Treasurer
Tony Lem, District 2
Jim Miller, District 5
Deena Moore, District 4
Marion Denger, Prairie Energy Cooperative – NRECA Representative
Brian Krambeer, MiEnergy Cooperative – Managers' Representative

Iowa Electric Cooperative Living magazine (ISSN: 2770-8683) is published monthly by the Iowa Association of Electric Cooperatives, a not-for-profit organization representing Iowa's member-owned local electric cooperatives. Association address: 8525 Douglas Ave., Suite 48, Des Moines, IA 50322-2992. The phrase **Iowa Electric Cooperative Living** is a mark registered within the state of Iowa to the Iowa Association of Electric Cooperatives. The magazine does not accept advertising.

Editorial Office
8525 Douglas Ave., Suite 48, Des Moines, IA 50322-2992. Telephone: 515-276-5350.

Email Address
editor@ieclmagazine.com. *Iowa Electric Cooperative Living* magazine does not assume responsibility for unsolicited items.

Website
www.ieclmagazine.com

Postmaster
Send address changes to *Iowa Electric Cooperative Living* magazine, 8525 Douglas Ave., Suite 48, Des Moines, IA 50322-2992. Periodicals Postage Paid at Des Moines, Iowa, and at additional mailing offices.

Change of Address
Every local electric cooperative maintains an independent mailing list of its members, so please send your change of address directly to your local electric cooperative's office. *Iowa Electric Cooperative Living* magazine cannot make an address change for you.

© Copyright 2022, Iowa Association of Electric Cooperatives. No portion of the editorial, photographic or other content of *Iowa Electric Cooperative Living* magazine or its website may be reproduced without written permission of the editor.



ON THE COVER

Special thanks to Rene Carson, a Consumers Energy member-consumer, for supplying this month's cover image. Submit high-resolution photos for consideration to editor@ieclmagazine.com. You could win \$100!

THE KEYS TO COOPERATIVE SUCCESS: PEOPLE. POWER. PURPOSE.

BY ROGER SOLOMONSON



The Iowa Association of Electric Cooperatives (IAEC) recently held its 2022 annual meeting in early December. As the IAEC

board president, it was my honor to review achievements and share accomplishments with our member cooperatives who attended from across the state. While preparing for the event, we selected an annual meeting theme that we thought best represented the keys to our success through the decades. It all boils down to these three factors: People. Power. Purpose.

People.

The people who form a local electric cooperative must be united in achieving a common goal. It then takes leaders from that group to stand up and govern the actions of the co-op as directors of the board. And only through effective management can a team of mission-driven professionals work every day to serve the co-op members with excellence. It all starts with the right people at every level.

At the statewide association, we are blessed with a dedicated and knowledgeable staff who provide valuable insight and leadership in several ways. Your local cooperative is receiving best-in-class services regarding education, safety training, advocacy, regulatory guidance, communications services, employee benefits, youth programs and more.

Power.

Our electric cooperative business model is focused on providing power that is safe, affordable, reliable and environmentally responsible. Each co-op must determine the best way to balance these four priorities to best

serve its member-consumers. On the statewide level, we will continue to advocate for the cooperative business model, which champions local ownership and governance.

And in today's world, utilizing a diverse portfolio of electric generation assets has become paramount in ensuring reliability as electric co-ops embrace an "all-of-the-above" approach to keep the lights on.

Purpose.

What sets cooperatives apart from other electric utilities is **why** we're in business. Electric cooperatives exist solely to serve their member-consumers. We are committed to powering lives and empowering communities to improve the quality of life for our members.

IAEC coordinates several programs that provide value to our local communities. Our Iowa Youth

Leadership Academy virtual sessions in October and Iowa Youth Tour trip to D.C. in June are great examples of how Iowa's electric cooperatives invest in the next generation of co-op leaders. Our statewide Shine the Light contest in June highlights our cooperative commitment to community as member-consumers and employees of Iowa electric co-ops are invited to nominate local volunteers who are making a positive difference.

As I reflect on the electric cooperative accomplishments of 2022, it all ties back to People. Power. Purpose.

Finally, I would like to personally wish you and your family a blessed Christmas holiday. May you celebrate the season in good health with family and friends.

Roger Solomonson is the board president of the Iowa Association of Electric Cooperatives and a board director for Heartland Power Cooperative in Thompson.

EDITOR'S CHOICE CONTEST

Win a Tovala Smart Oven!



This countertop convection oven allows you to choose between five modes: steam, bake, broil, reheat and toast. It automatically switches between cook cycles to ensure a perfectly cooked meal every time. The Tovala Smart Oven is smartphone controlled and includes a library of chef-crafted recipes and a meal subscription credit.

ENTER ONLINE BY DEC. 31!

Visit our website and win!

Enter this month's contest by visiting www.ieclmagazine.com no later than Dec. 31. You must be a member of one of Iowa's electric cooperatives to win. There's no obligation associated with entering, we don't share entrant information with anyone and multiple entries from the same account will be disqualified. The winner of the pork prize from the October issue was Glen Villanueva from Access Energy Cooperative.

SCHOLARSHIP OPPORTUNITIES

Grundy County REC will again award three \$1,000 scholarships, along with a \$1,000 Basin Electric Power Cooperative scholarship to Grundy County REC member students. The scholarships go directly to the school of the recipients' choice to assist with college tuition. For more information, contact Grundy County REC at 319-824-5251 or visit www.grundycountyrecia.com/scholarships. **The deadline to apply is Feb. 6, 2023.**



A Touchstone Energy Cooperative
"Our mission is to provide our members safe, reliable, electric service"



Office: Grundy County REC
303 N Park Avenue • P.O. Box 39
Grundy Center, IA 50638

Phone: 319-824-5251 or 1-800-390-7605

Fax: 319-824-3118

Call Before You Dig (Iowa One Call):
800-292-8989

Website: www.grundycountyrecia.com

Facebook: facebook.com/GrundyCountyREC

Email: mgeerdes@grundycountyrecia.org

Office Hours: Monday-Friday, 8 a.m.-4:30 p.m.
Call our office 24/7: 319-824-5251

General Manager: Michael Geerdes

Officers and Directors:

District 1: Kevin Pruisner
District 2: Norbert Boyle
District 3: Nick Strohhenn
District 4: Larry Rohach
District 5: Matt Kopriva
District 6: David Schmidt
District 7: Jason Paper

This institution is an equal opportunity provider and employer.

IMPORTANT SMARTHUB IMPLEMENTATION INFORMATION

Jan 9-17: New SmartHub app and billing layout transition begins

- Website payment portal will be unavailable.
- Cash and check payments cannot be made in our lobby, but payments can still be mailed or dropped in the night drop box.
- Payments will not post to your account until the new system is in place. Because of this transition, late charges will be waived during this time.



Jan. 17: SmartHub launches

- Visit our SmartHub page at www.grundycountyrecia.com/smarthub.
- Follow instructions on how to manage your account through our web portal or mobile app.



Effective Jan. 9, 2023, Grundy County REC can no longer accept phone payments.

ATTENTION AUTO PAY MEMBERS!

If your account is currently set up to pay your electric bill automatically via debit/credit, you will have to create a new online member account and re-enter your card information in the secure profile on or after Jan. 17 for payment to occur.

Unsure if this impacts you? Refer to the information below.

YES		NO, but interested in learning more	NO. Not interested.
<p>Via Card Payment</p> <p>To do:</p> <ul style="list-style-type: none"> ❑ Create a new profile by visiting the link above. ❑ Enter your card information into the secure portal. <p>Important info:</p> <ul style="list-style-type: none"> ❑ Card info must be re-entered into new profile for January's bill to be auto paid. ❑ Effective January 2023 payment will always be processed on the 30th of each month (except in February). 	<p>Via Auto Bank Draft from Checking/Savings</p> <p>Your payments will continue to be auto bank drafted.</p> <p>We recommend you create a new profile at the link above for in depth account information and to have access to the great benefits SmartHub has to offer.</p>	<p>Visit the link above to learn more about the benefits of auto bill pay and determine which method may be right for you!</p>	<p>No action is required.</p> <p>If you wish to register for SmartHub at a later date or would like more information, please visit the link above or call 319-824-5251.</p>

OFFICE CLOSURES

Grundy County REC will be closed the following days this month:

Dec. 23 & 26 in observance of Christmas
Dec. 30 in observance of New Year's

Our phones will be answered 24/7.

GRUNDY COUNTY REC'S COMMITMENT TO COMMUNITY

There was a lot to smile about when Grundy County REC's General Manager Michael Geerdes and Executive Assistant/HR Allyson Miller met with Melody Hoy and Jan Onnen from Maroon & White, Inc. last month. The cooperative originally donated \$1,000 to the organization, but after attending the Hard Hat Tour in October, we learned there was an ongoing need for financial support of the Uncky Daylo Kids Campus.



Grundy County REC teamed up with CoBank, Basin Electric Power Cooperative and Corn Belt Power Cooperative to donate another \$9,000 toward naming a room at the Uncky Daylo Kids Campus building. This campus will be the home of the preschool, community daycare, Head Start office and YMCA Before and After and Summer Camp programs. It will also be the home of the Megan Lyman-Hook Playground, the only Americans with Disabilities Act-compliant playground in Grundy Center.

Located on the corner of 8th Street and J Avenue in Grundy Center, the former Upper Elementary building is a 33,000-square-foot, two-story brick building that was built in 1939. Throughout its history, it has served as a high school, junior high and elementary school. The building is currently undergoing major renovations, including adding a commercial kitchen and laundry room, classrooms and an elevator.

Upon completion in December 2022, this project will be a shining example of saving the only building on the National Registry of Historic Buildings located on city property. Renovations retained the original terrazzo floors, hallway lockers, wood floors, tall windows and other unique pieces of architecture.

This project does more than just increase program capacity, it also helps preserve and celebrate an important part of Grundy Center's history. The local resources also encourage young families to move to or remain living in Grundy Center. In many ways, this project is both an economic and a community development project.

"Cooperatives have a set of seven principles that we 'live by,' one of which being commitment to community. This facility will not only be a great asset for Grundy Center but also to our members and the territories in which we provide power. For many of the staff here at Grundy

County REC, our kids go to school in this community, so it's an honor to be able to donate to this project," says Allyson Miller.

Maroon & White, Inc. is still fundraising for the campus. To learn more about this local project, follow their Facebook page.

To donate to the project, visit <https://gofund.me/793ad80a> (Note: Slide the tip counter to zero to avoid paying a 15% tip).

THE UNCKY DAYLO KIDS CAMPUS WILL GREATLY INCREASE CAPACITY FOR MUCH NEEDED PROGRAMS IN OUR COMMUNITY.

PRESCHOOL ENROLLMENT

71%
INCREASE

DAYCARE LICENSED FOR

31
ADDITIONAL CHILDREN

YMCA PROGRAMS

50%
INCREASE

Data shows on average five counties will be represented through attendance at this campus: Grundy, Black Hawk, Butler, Hardin and Tama. These are all counties where Grundy County REC provides power.

POLE-TOP RESCUE EXERCISE

Matt Pociask, job training and safety instructor with Iowa Association of Electric Cooperatives, conducted pole-top rescue exercises with our line crew. This ensures our linemen are maintaining their climbing and rescue skills. Foreman Erik Freese can be seen completing his pole-top rescue last month.

EFFICIENCY TIPS FOR A FESTIVE **HOLIDAY** SEASON

BY MIRANDA BOUTELLE

Upgrading to LED holiday lights can help you save on your electric bill.

The holidays are a magical time when we come together with our loved ones to share food, gifts and quality time. It's also the most expensive time of year for many families. Along with the expense of gifts, meals and travel comes colder weather and darker nights, leading to more electricity use and higher energy bills.

One way to reduce the financial burden of the most wonderful time of year is by implementing efficiency practices to use less energy throughout the holiday season.

Home efficiency basics

If you are hosting guests this holiday season, your household will consume more electricity than normal. A good first step is to follow home efficiency basics, including:

- ❄️ Program your thermostat to 68 degrees when you are home. Then dial it back 8-10 degrees when you leave the house or go to sleep.
- ❄️ Use cold water in your washer and only run full loads.
- ❄️ Turn off lights and the TV when not in use.
- ❄️ Shut down computers and gaming systems instead of putting them in sleep or standby mode.
- ❄️ Lower the thermostat when guests are over or cooking food, as these activities will warm up your home. Most gatherings happen in the center of the home, so save energy by turning the heat down in areas you are not using.

Save energy in the kitchen

The holidays bring countless opportunities to bake with loved

ones or cook a holiday feast. If you're spending extra time in the kitchen this season, there are a few simple ways to be mindful of energy use.

Use the oven light to check food. Every time the oven door is opened, the temperature inside is reduced by up to 25 degrees, according to the Department of Energy (DOE). Use a slow cooker, microwave, toaster oven or warming plate when possible. These appliances use less energy than an oven and stovetop. According to the DOE, a toaster oven can use up to half the energy of the average electric stove over the same cooking time.

Let hot food cool to room temperature before placing it into the refrigerator. This ensures you don't increase the temperature inside your fridge and cause it to use more energy to cool down. You can also take some of the stress and expense out of holiday cooking by asking guests to bring a dish. It can be fun to have everyone contribute their holiday favorites!

Efficient holiday decorating

Make the switch to LEDs for all your holiday lighting both inside and outside the home. LED holiday lights consume 70% less energy than conventional incandescent light strands. For example, LED light strands cost \$0.27 to light a 6-foot tree for 12 hours a day for 40 days compared to \$10 for incandescent light strands.

Another convenient and energy-saving tip is to use timers so you don't have to remember to unplug your lights every evening. There are also smart holiday lights that offer a wide range of app-controlled options, including time, colors, music and modes.

Use less energy while you're away

The holidays might bring travel plans or opportunities to stay with family members. If you're going to be away from your home for a few days, you can take a few steps to save energy while you're gone.

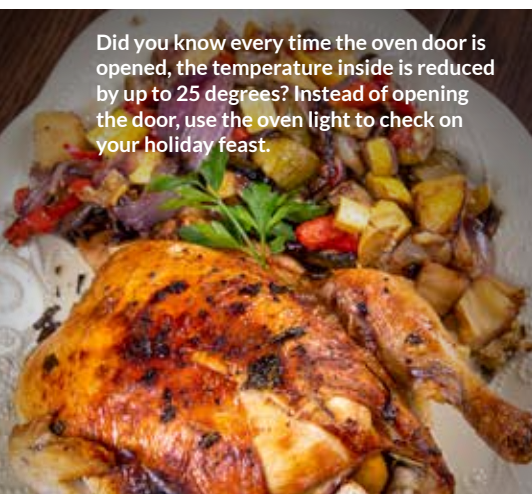
Water heating is the second-largest energy expense in your home, accounting for about 18% of your utility bill, according to the DOE. Switching your water heater to "vacation mode" will reduce wasted energy by keeping the water at a lower temperature. If your water heater does not have vacation mode on the dial, you can adjust it to the lowest setting.

Set your thermostat to around 55 degrees so you're not wasting energy to heat the home while you're away. This temperature is warm enough to keep your pipes and appliances functioning well in colder outdoor temperatures.

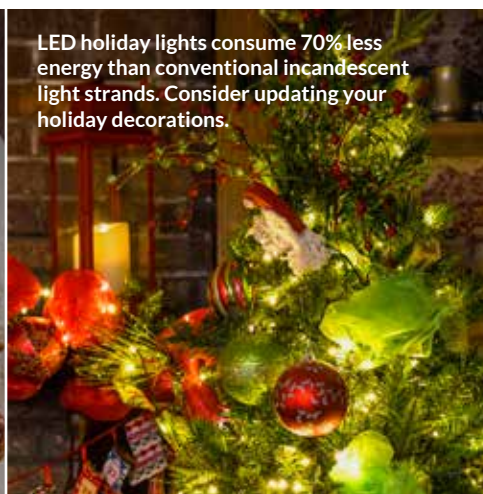
For security purposes, you may want to have lights on to make it look like you are home. Instead of leaving lights on all day, consider upgrading a lamp or fixture to a smart lightbulb. This way, you can control lights from afar and set a schedule for the light to go on and off. Another option is to repurpose your holiday light timer for one of your living room lamps.

With these tips, you can enjoy the cheer the holidays bring without the stress of wasting energy and increased electric bills. Happy Holidays!

Miranda Boutelle writes on energy efficiency topics for the National Rural Electric Cooperative Association, the national trade association representing more than 900 local electric cooperatives.



Did you know every time the oven door is opened, the temperature inside is reduced by up to 25 degrees? Instead of opening the door, use the oven light to check on your holiday feast.



LED holiday lights consume 70% less energy than conventional incandescent light strands. Consider updating your holiday decorations.



A tree decked out in festive décor is a welcome sight for the holidays. Save by making the switch to LED holiday lights.

CHRISTMAS COOKIE & CANDY RECIPES

TWO-TONED FUDGE

- 2½ cups sugar
- ¾ cup evaporated milk
- ⅓ cup margarine
- ½ teaspoon salt
- 3 cups mini marshmallows
- 1 cup butterscotch chips
- 1 cup pecan halves, chopped
- ½ teaspoon maple extract
- 2 cups milk chocolate chips
- 1 teaspoon vanilla
- pecan halves for garnish

In large saucepan, combine sugar, milk, margarine and salt. Cook, stirring constantly until mixture comes to full boil. Boil 5 minutes, stirring constantly. Remove from heat and add marshmallows. Mix until melted and mixture is smooth. Place half the mixture in bowl and add butterscotch chips, chopped pecans and maple extract. Stir until melted and mixture is smooth. Set butterscotch mixture aside. Add chocolate chips and vanilla to remaining half of the mixture. Spread chocolate mixture into foil-lined 8- or 9-inch square pan. Put butterscotch mixture over top. Garnish with pecan halves. Chill for 2-3 hours, until firm. Cut into squares. *Yield 12-16 squares*

Bonnie Miller • Eldon • Access Energy Cooperative

PEANUT BUTTER FUDGE

- 2 cups sugar
- ⅔ cup whole milk
- 1 teaspoon vanilla extract
- 1 cup marshmallow creme
- 1 cup peanut butter (creamy or chunky)

In medium saucepan, combine sugar and milk. Bring to a boil until soft-ball stage or 235 degrees F on a candy thermometer. Remove from heat, then stir in vanilla. Add marshmallow creme and peanut butter, stir quickly. Pour into a 9-inch square pan lined with buttered parchment paper. Cool completely before cutting. *Yield 25 pieces, approximately*

Doris Handlos • Audubon
Guthrie County Rural Electric Cooperative Association

SOUTHERN PECAN PRALINES

- 1 cup brown sugar
- 1 cup white sugar
- ½ cup cream
- 2 tablespoons butter
- 1 cup pecan halves

In medium-size pan, dissolve sugars in cream and boil until 228 degrees F. Add butter and pecans. Cook until soft-ball stage, 236 degrees F. Cool, then beat until somewhat thickened but not until it loses its gloss. Drop by tablespoons on waxed paper, it will flatten out. *Yield 12 pralines*

Sue Cook • Deep River • T.I.P. Rural Electric Cooperative

CHRISTMAS TOFFEE

- 2 sticks butter
- 1 cup sugar
- 2 tablespoons water
- 6 ounces milk chocolate chips

In heavy saucepan, combine butter, sugar and water. Cook over medium heat, stirring occasionally until mixture reaches 290 degrees F, soft-crack stage. Very quickly pour mixture into greased 15x10-inch pan. Sprinkle chocolate chips over top, stir until melted and smooth. Chill and break into pieces. *Yield about 2 pounds candy*

**Teresa Mowrer • Guthrie Center
Guthrie County Rural Electric Cooperative Association**

PECO FLAKE CANDY

- 2 cups sugar
- 1 cup light corn syrup
- 1 cup water
- 1 teaspoon salt
- 2 cups raw peanuts
- 1 teaspoon butter
- 1 teaspoon vanilla
- 1 teaspoon soda
- 1 package raw chip coconut

Combine sugar, syrup and water in heavy pan. Cook, stirring constantly until sugar dissolves. Add salt and nuts. Cook, stirring occasionally to hard-crack stage, 294 degrees F. Add butter, vanilla and soda. Stir in coconut and pour onto two buttered cookie sheets. While warm, pull to desired thickness. Crack into pieces when cooled.

**Phyllis Vander Linden • Ashton
Osceola Electric Cooperative, Inc.**

KRIS KRINGLES

- 12 ounces chocolate chips (2 cups)
- 4 tablespoons butter
- 2 eggs
- 2 cups confectioners' sugar
dash salt
- 1 teaspoon vanilla
- 1 cup coconut
- 1 cup dry roasted peanuts, chopped
optional: peanut butter and cherry chips

Melt chocolate chips and butter in 1-quart pan. Beat in eggs until smooth and glossy. Add confectioners' sugar, salt and vanilla. Mix well, then stir in coconut and peanuts. Add peanut butter and cherry chips to taste, if desired. Spread in a 7x11-inch pan, an 8x8-inch pan or in candy molds. Chill several hours or overnight. Slice ¼-inch thick. *Yield 20-24 pieces*

**Norene Hancox • Seymour
Chariton Valley Electric Cooperative, Inc.**

NUT MALLOW GOODIES

- 1 cup chocolate chips
- ½ cup peanut butter
- 7 ounces marshmallow creme
- 1 cup salted peanuts

Combine chocolate chips and peanut butter in double boiler. Melt and stir until blended. Remove from heat and add creme and nuts, mix well. Spread on greased pan or drop by teaspoon. Chill until firm.

**Rebecca Pederson • Clear Lake
Prairie Energy Cooperative**

SPRITZ TOFFEE COOKIES

- 1¼ cups flour
- 3 tablespoons brown sugar
- ½ cup butter, softened
- ½ teaspoon vanilla
- 1 bag milk chocolate chips, melted
- 1 bag Heath toffee bits

Mix flour, brown sugar, butter and vanilla together. Don't chill dough as it may be too stiff to press. Using star design, press cookies onto ungreased baking sheet. Bake at 350 degrees F for 7-9 minutes or until set and lightly browned, cool. When completely cooled, dip each cookie halfway into melted chocolate chips. Place on wax paper and sprinkle with toffee bits. *Yield approximately 1½ dozen cookies*

**Patsy Vander Schaaf • Sheldon
North West Rural Electric Cooperative**

WANTED:

BREAKFAST RECIPES

THE REWARD:

\$25 FOR EVERY ONE WE PUBLISH!

Deadline is Dec. 31

Please include your name, address, telephone number, co-op name and the recipe category on all submissions. **Also provide the number of servings per recipe.**

EMAIL: recipes@ieclmagazine.com
(Attach your recipe as a Word document or PDF to your email message.)

MAIL: Recipes

Iowa Electric Cooperative Living • 8525 Douglas Ave.,
Suite 48, Des Moines, IA 50322-2992



BUSINESS LEADERS HONORED WITH IOWA VENTURE AWARDS

BY KAY SNYDER

Since 1988, the Iowa Area Development Group and its electric cooperative, municipal utility and independent telecommunication company partners annually recognize growing companies with an Iowa Venture Award. The award recognizes entrepreneurs and organizations for their leadership, capital investment and employment opportunities they are creating.

The following companies were honored at a luncheon during the Iowa Association of Electric Cooperatives' annual meeting on Dec. 1. View all 287 honorees in the Iowa Venture Award Hall of Fame at www.IADG.com/HallOfFame.



CNI Ag Independent Retailers

Nominated by Midland Power Cooperative

The newest occupant of the Southview Industrial Park in Iowa Falls is CNI Ag Independent Retailers (CNI), which purchased the 24,000-square-foot speculative building for their new facility. CNI is a national distributor of crop protection products, including seed, seed treatments and micronutrients, serving its 400 independent retailers across 1,200 locations in 44 states. The Iowa Falls distribution center is the first in Iowa and will allow for continued growth in the Midwest. This location will also house a bulk packaging facility, office and meeting space.

The speculative building was built as a partnership between Iowa Falls Area Development Corporation, Midland Power, Corn Belt Power and the City of Iowa Falls. It was built to market the city to prospective businesses like CNI.



KWF, LLC

Nominated by Nishnabotna Valley Rural Electric Cooperative

Kirchhoff Welding and Fabrication LLC (KWF) was started by Kyle Kirchhoff as a part-time business making small products for local businesses in his garage in Griswold. Since then, KWF has experienced steady growth and now employs 14 people. It has a five-building footprint housing a CNC plasma cutter, vertical band saw, press brake and state-of-the-art paint booth. KWF manufactures various equipment, including augers and conveyors, a spray boom for a helicopter, and a cement mixer truck body. With products sold nationally and internationally, their customer base has grown to include Purina and Tyson Foods pet food programs. Nishnabotna Valley REC continues to actively support KWF's growth.

Hen Haven

Nominated by Southwest Iowa REC

Hen Haven's layer facilities began operation in the 1990s, supplying shell eggs to the breaker industry. Seeing the future need for cage-free eggs, the owners remodeled nine layer barns and added new processing machinery to sell eggs to the cage-free breaker market.

Freebird Holdco LLC purchased the site in 2021 and renamed the company Hen Haven. At the end of November 2021, the site suffered a fire, causing a catastrophic loss of one layer house, the processing plant and the biosecurity facilities. Just as the company started to rebuild in February 2022, highly pathogenic avian influenza hit, and the site was depopulated. During that time, the determined Hen Haven team worked tirelessly to shorten the cleanup period, repopulate the barns and resume operation. The recent challenges demonstrate the Hen Haven team's dedication to delivering top products and services to their customers and partners.

SHELL ROCK SOY PROCESSING NAMED "OUTSTANDING BUSINESS OF THE YEAR"

Nominated by Butler County Rural Electric Cooperative

Mid-Iowa Growth purchased nearly 100 acres in the Butler Logistic Park near Shell Rock to be the site of a startup soybean processing facility. The Shell Rock Soy Processing (SRSP) complex is now ramping up to full operation. The facility expects to crush 38.5 million soybean bushels annually, producing 847,000 tons of soybean meal for livestock markets and more than 400 million pounds of soybean oil. SRSP expects to purchase 150 truckloads of soybeans per day. The company will employ 50 to 60 people when fully operational.

Many partners, including Butler County REC and Corn Belt Power Cooperative, supported the development of the Butler Logistics Park, SRSP and other businesses within the complex. Butler County REC also constructed a new substation to meet their needs.



Godbersen Metal Works

Nominated by Iowa Lakes Electric Cooperative

Godbersen Metal Works (GMetal) was founded in 2019 by Kent and Jill Godbersen. It is built on a family heritage of quality manufacturing, which began in 1965. The company is a metal fabricator specializing in assembly, bending, laser cutting, machining, powder coat painting, warehousing and welding. They work with multiple metals, including aluminum, stainless steel and steel.

GMetal acquired a vacant manufacturing facility in Spencer and immediately made facility improvements and energy efficiency upgrades. They have built a customer base that supports 23 jobs and has the capacity to double as they source additional workers.

Iowa Lakes Electric Cooperative and Corn Belt Power supported GMetal with several technical and financial programs, including a U.S. Department of Agriculture (USDA) Rural Economic Development Loan.



Marker 126

Nominated by Prairie Energy Cooperative

Marker 126 is a new travel center that recently opened at mile marker 126 on Highway 20 near Fort Dodge. Owners Kevin and Sheila Stumpf had a vision for a travel destination that provides a high-end experience for all types of travelers. Marker 126 is a family operation, including their daughter and son.

Marker 126 opened in September with an impressive slate of ever-expanding amenities. In addition to gas, diesel and offerings of a convenience store, Marker 126 houses Table 126, offering nutritious meals made from locally sourced fresh ingredients, the Brew 126 coffee shop and a creamery serving ice cream.

Sheila designed the building, and it includes indoor and outdoor seating, a fireplace area, and a loft for meetings or groups. Coming soon are electric vehicle charging stations, a dog park and a play area for kids. A trucker campground, including a shower house, is also being planned.

Prairie Energy has worked with the Stumpfs throughout the planning and building phase. Prairie Energy, Midland Power and Corn Belt Power supported this facility through their Revolving Loan Funds.



SFM Fairfield

Nominated by Access Energy Cooperative

Sun & Fun Motorsports (SFM) Fairfield opened their new showroom and parts center in the Fairfield Business & Industrial Park in August. SFM Fairfield offers ATVs, side-by-sides and motorcycles from a growing stable of brands, including Can-Am, CFMOTO, SSR and Benelli. They also offer parts and services for these brands and more.

SFM was formed in 2013 by Scott Goedken and is headquartered in Iowa City. After adding two additional dealerships in Iowa City, SFM searched for a location to better serve southeast Iowa and the surrounding border states. Fairfield was selected because of the available speculative building, location and local support.

Access Energy Cooperative and Northeast Power supported the development of the industrial park, the construction of the speculative building and the location of SFM to the park.

Kay Snyder is the director of marketing and communications for the Iowa Area Development Group.

NONDISCRIMINATION STATEMENT

In accordance with federal civil rights law and U.S. Department of Agriculture (USDA) civil rights regulations and policies, USDA, its Mission Areas, agencies, staff, offices, employees and institutions participating in or administering USDA programs are prohibited from discriminating based on race, color, national origin, religion, sex, gender identity (including gender expression), sexual orientation, disability, age, marital status, family/parental status, income derived from a public assistance program, political beliefs, or reprisal or retaliation for prior civil rights activity, in any program or activity conducted or funded by USDA (not all bases apply to all programs). Remedies and complaint filing deadlines vary by program or incident.

Program information may be made available in language other than English. Persons with disabilities who require alternative means of communication to obtain program information (e.g., Braille, large print, audiotope, American Sign Language) should contact the responsible Mission Area, agency or staff office; the USDA TARGET Center at 202-720-2600 (voice and TTY); or the Federal Relay Service at 800-877-8339.

To file a program discrimination complaint, a complainant should complete a Form, AD-3027, *USDA Program Discrimination Complaint Form*, which can be obtained online at www.usda.gov/oascr/how-to-file-a-program-discrimination-complaint, from any USDA office, by calling 866-632-9992, or by writing a letter addressed to USDA. The letter must contain the complainant's name, address, telephone number and a written description of the alleged discriminatory action in sufficient detail to inform the Assistant Secretary for Civil Rights (ASCR) about the nature and date of the alleged civil rights violation. The completed AD-3027 form or letter must be submitted to USDA by:

- (1) Mail:
U.S. Department of Agriculture
Office of the Assistant Secretary
for Civil Rights
1400 Independence Avenue, SW
Washington, D.C. 20250-9410; or
- (2) Fax: 833-256-1665 or
202-690-7442; or
- (3) Email: program.intake@usda.gov

USDA is an equal opportunity provider, employer and lender.

KNOWLEDGE IS POWER

BY BRADY CODNER



If you're like me, you've probably seen those targeted solar ads on Facebook or TV promising things like:

- "You don't need to work with your co-op."
- "Your co-op is against solar."
- "You won't have an electric bill!"
- "Your utility will pay you!"

These ads and statements are all red flags! One of our goals at Grundy County REC is to make sure our members are making the best, most informed decision for their unique situation. We are a member of a group of electric cooperatives dedicated to providing accurate renewable energy information, known as Iowa Choice Renewables (ICR).

If you're interested in solar, reach out to Grundy County REC first. We'll follow these steps to make sure you get the right solar or renewable energy solution for your home or business.

- 1 Get accurate information and advice.** Make sure you are informed of and understand the interconnection requirements involved in solar installations. The co-op can assist you with providing accurate and credible information, discuss safety precautions and important considerations before purchasing.
- 2 Analyze your energy needs.** If solar is the right solution for you, working with ICR and Grundy County REC means you have access to high-quality solar equipment and knowledgeable representatives to assist you in analyzing your electric use and renewable energy sizing needs. As a member, we can help you understand rate structures, the interconnection

process and how you may be compensated.

- 3 Do your research!** Make sure you research local, county or community codes and regulations that must be followed if you choose to install a system. As always, you can reach out to the staff at Grundy County REC for key information.
- 4 Know your investment.** Through Grundy County REC's involvement with ICR, members will also benefit from their distributor partnerships for equipment and installation needs at a competitive price.
- 5 Understand interconnection requirements.** The general requirements to install and interconnect solar generation include:
 - Pay for necessary interconnection devices
 - Carry liability insurance
 - Pay for the necessary metering equipment used to measure kilowatt-hours (kWhs) delivered back to the grid
 - 30-days written notice to utility prior to installation (required by law)

Safety hazards can result when the utility is not notified of an installation. If the power goes out, linemen may be unaware of the additional connected generation and think the line is not energized and our crew could be injured by power feeding back onto the line from the alternative energy sources.

- 6 Learn about incentives.** Federal and state tax credits may be available for solar system installations. For federal tax credits visit www.energy.gov and for state tax credits visit www.iowa.gov for more information. As always, we recommend you consult your tax advisor regarding tax credits.

Brady Codner is the member service advisor for Grundy County REC. He can be reached at bcodner@grundycountyrecia.org or 319-824-5251.

'TIS THE SEASON – TO CELEBRATE SAFELY!

This isn't just the time of year that we eat more than usual, it's also the time when we have the most household accidents and fires. To help make sure your holidays don't go from merry to scary, remember these tips.

12 Days of Holiday Safety Tips

1 Keep decorations at least three feet away from heat sources – especially those with an open flame, like fireplaces and candles. And remember to blow out candles when you leave the room or go to sleep.

2 The best decorations are safe decorations, so when you are decorating, make sure not to run cords under rugs or furniture, out of windows, or across walkways and sidewalks.

3 If you have a natural Christmas tree, water it to keep it fresh and safe. Real trees can dry up and turn into kindling in no time at all. Get rid of the tree after Christmas. Dried-out trees are a fire hazard and should not be left in the home or garage.

4 Always turn off your decorations when you leave your home and when you're sleeping. Most deadly fires happen while people are asleep.

5 Be mindful of how you are using electrical outlets. If you're using extension cords or adapters that add receptacles, consider having a qualified electrician add more outlets to your home. Extension cords are a common cause of home fires.

6 Only use electronics in dry areas. As tempting as it is, you just can't decorate your aquarium with icicle lights!

7 Remember that phones and tablets should stay on your nightstand. We all love falling asleep to the muffled crooning of Bing Crosby and Michael Bublé, but overheated electronics under pillows and blankets are dangerous.

8 Need a perfect gift idea? How about a smoke alarm? Every home needs a working smoke alarm in each bedroom, outside sleeping areas, and on every level, including the basement. And remember to test your own to make sure they're working.

9 If you're using a space heater, switch it off before leaving the room. It only takes seconds for a fire to start if a space heater tips over or comes in contact with something combustible, like a blanket or curtains.

10 Inspect your decorations and discard any that are damaged or worn out. Talk to your aunt about that life-sized Elvis-dressed-as-Santa statue. It's falling apart, it's creepy and it's got to go.

11 Keep batteries stored safely in their packaging and out of reach of anything that might try to eat them, like small children and pets. Eating a battery can be deadly.

12 The best gift for your family is to upgrade to Arc-Fault Circuit Interrupter breakers or outlets. It is estimated that half of the electrical fires that occur every year could be prevented by AFCIs. All upgrades should be completed by a qualified electrician.

SMART APPLIANCES FOR THE SMART CHEF

BY KATHERINE LOVING

Whether you're a master chef or a culinary novice, smart appliances add convenience to any kitchen. They can guide you step-by-step or even perform the cooking themselves.

Smart appliances typically rely only on Wi-Fi paired with a custom smartphone application, while others can work with common smart home systems like Google Home or Amazon Alexa. You can set smart devices to begin a programmed routine to turn on lights, adjust the thermostat and many other tasks.

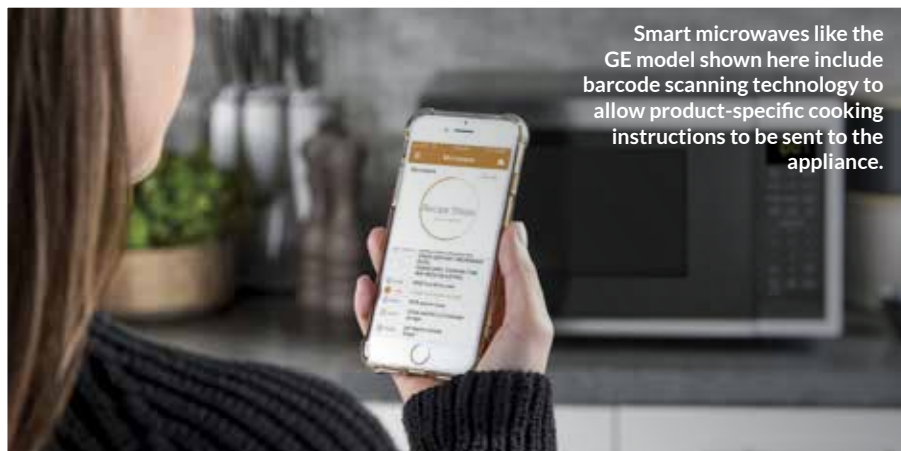
Cooktops and ranges

Induction cooktops are an innovation in themselves. Induction cooking works by using a magnetic field to deliver energy directly to induction-specific cookware. They are 32% more energy efficient than gas cooktops and about 75% more efficient than electric cooktops.

Like other smart cooktops, smart induction models recognize when a pan is placed on an element and automatically turn off when a pan is removed from the cooktop. Brands like Samsung and Bosch offer additional smart functions like synchronizing the cooktop with a brand-matched smart ventilation hood. The smart hood activates when cooking begins and adapts to cooking intensity on the fly.

Smart ranges can also include this function and often feature a barcode scanning system that allows you to scan store-bought foods, prompting the oven to start based on the instructions. Smart ranges can be controlled remotely to preheat, change and monitor temperatures through the companion app or an integrated home system. A few brands offer a Wi-Fi-connected cooking thermometer to allow remote monitoring.

For novice chefs, many smart ovens and cooktops have guided step-



Smart microwaves like the GE model shown here include barcode scanning technology to allow product-specific cooking instructions to be sent to the appliance.

Photo credit: GE



The June Oven includes an in-oven camera that allows progress to be tracked from its app, which provides progress monitoring and notifications to your phone when cooking is complete.

Photo credit: June



Induction cooktops, like the Samsung model shown here, transfer heat directly to the cookware, which is specially made for induction cooking.

Photo credit: Samsung

by-step recipes within the app to help control the cook time and temperature.

Countertop ovens

Manufacturers are adding smart functionality to their countertop cooking options as well. The June Oven includes an in-oven camera that allows progress to be tracked from an app. The app also provides progress monitoring with push notifications to your phone.

Tovala offers a smaller countertop oven for ready-to-cook meals. These ovens use barcode scanning technology for both Tovala meals and those from the grocery store. The app also uses push notifications to track progress.

Like Tovala, the Breville smart oven offers guided recipes and an app that directs cooking temperature and function, such as air fry or bake, as the recipe advances. The Breville smart oven uses an onboard chip to monitor and stabilize temperature from all sides for more efficient cooking.

Microwaves and other gadgets

Other common kitchen appliances and small devices are getting smart, too. Microwaves from manufacturers like LG, Whirlpool, GE, Sharp and Toshiba include the barcode scanning function to allow product-specific cooking instructions to be sent to the appliance.

Smart kitchen scales, air fryers and pasta makers are also available to connect to your phone for guided measuring and cooking. Try a smart meat thermometer if you're looking for a smart kitchen gadget that won't break the bank. These handy little devices work with an app to specify optimal cook time and temperature, and notify the chef when the meat is ready.

As appliances and kitchen gadgets get smarter, home chefs will have more options for convenience and functionality. Bon appétit!

Katherine Loving writes on consumer and cooperative affairs for the National Rural Electric Cooperative Association, the national trade association representing more than 900 local electric cooperatives.

KITCHEN TOOLS TELL THE STORY OF RURAL IOWA

BY DARCY DOUGHERTY MAULSBY

Like many of you, I've been spending more time in the kitchen lately, cooking holiday meals and treats. As I was washing some dishes the other night, a wooden-handled cookie spatula caught my eye.

The stainless-steel blade is printed with the John Deere logo and "Merry Christmas 1966, Snyder Implement Co., Lake City, Iowa." I inherited it from my grandma Katherine Dougherty, and it's one of my go-to gadgets for serving cake and brownies.

I remember tagging along many times in the early 1980s with my dad to Snyder Implement when it was located on the east edge of town. I loved checking out the farm toys just around the corner from the parts counter. I also remember begging Dad for some money so I could work the candy machine near the shop where the mechanics worked.

Cooking up rural nostalgia

As I look around my kitchen today, I think about how many gadgets record a history of rural Iowa over the last 100 years. I love my blue, glazed-ceramic salt-and-pepper shakers in the shape of 3-inch-tall grain elevators printed with the words "Farmers Coop Grain Co., Yetter, Iowa."

Then there's the white, magnetic clip with the iconic double-circle logo from Farmers Co-op Grain Co. The phone numbers for the Yetter elevator and Lake City office on the clip reflect the seven-digit phone system with Lake City's 464 prefix, which came into use around the early 1960s.

The seven-digit phone system must not have been in use when Arndt's Café & Tavern at Yetter had personalized, blue plastic salt-and-pepper shakers. Back then, you had to call 24-95 (an Auburn number) to reach the café, which was owned by Mr. and Mrs. Fred Arndt.

Speaking of Auburn, I have a metal flour sifter from the Auburn Hardware Co. ("Where you always get a square



deal") and one from Zehms Grocery in Knierim. "When it's sifted down, you'll find it pays to trade with Zehms Grocery," proclaims the yellow, black and red sifter, which noted that Zehms paid cash for poultry, cream and eggs.

Then there are my vintage hot pads from Farmers Cooperative Creamery, phone 243, in Corning ("Butter Your Income with Us," and "Try Your Co-op First"), and the C-D Farm Service Company in Spencer, which offered petroleum, L.P. gas, fertilizers, feed, seed, chemicals, twine, motor oils, grease and animal health products. I wonder how many of these companies are still in business. Not many, I suspect.

While businesses don't give away as many kitchen gadgets as they used to, I still love them when I get them, from an instant-read thermometer from the Calhoun County Electric Cooperative Association to a plastic cutting board from Latham Hi-Tech Seeds.

These modern items continue to tell a story about the evolution of rural Iowa. They also reflect how some things never change, like the need for handy tools and the pleasure of eating home-cooked meals. Mmmm, I could go for some cake. Where's that John Deere spatula?

Darcy Dougherty Maulsby lives near her family's Century Farm northwest of Lake City. Visit her at www.darcymaulsby.com.

Visit our website at www.grundycountyrecia.com



INFORMATION YOU CAN TRUST

You inspire us to find solutions, so we can provide the energy and savings you need. Being part of a Touchstone Energy cooperative means we're always listening to make our communities a better place.

What's here today, has never been better. To learn more, visit TouchstoneEnergy.com

**YOUR SOURCE OF POWER.
AND INFORMATION.**